



ALTERRA

Demountable Partition Systems

Superior Space
Management
Solution, enhancing
transparency
and acoustics

Content

Transparency is an important design factor in modern architecture.

Glass gives you an interesting insight and enhances the transparency of your interior space. It meets current trends for better acoustics and brings out a new perspective to the interiors while optimizing the use of space.

In today's fast paced work environment, setting up an office space and operating out



04 Introduction

06 Why **ALTERRA** Demountable Partitions?

06 Benefits at a glance

of it will no more be a challenge due to the versatility of demountable partitions.

Demountable partition system opens-up new dimensions and creates smooth transitions between different functional areas in an interior space. It offers multiple customized swing and sliding solutions, which helps to augment your interiors. Besides creating more room and bringing in more transparency, Demountable Partitions also have the



07 System Features

24 Technical data sheet

25 Configurations

potential to boost productivity with enhanced acoustics and generate the much-needed positivity in interior spaces.

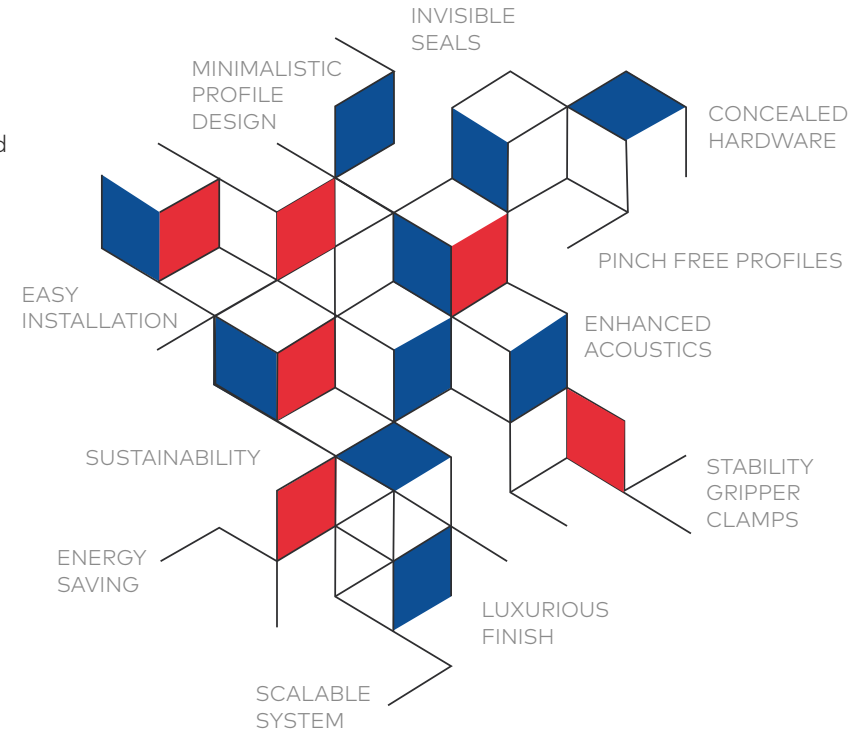
These partition solutions also live up to the expectations and creativity of the designer and utility needs of the customer.



26 Specifications

27 Certifications

28 Flexible design





Introduction

dormakaba introduces ALTERRA demountable partition system which are versatile and open to infinite possibilities. The design flexibility of the profiling system, allows seamless integration with concealed hardware, electronic locks with BLE Technology and thereby enables smart access control within any premises.

Aided with the use of glass, ALTERRA can alter the face of any interiors positively. Soon to be a favorite among green buildings, ALTERRA promises to be a sustainable alternative to conventional partition systems. It is well known that significant energy savings can be extracted with investments on such partition installations.

ALTERRA profile systems enables retrofitting in existing office spaces with minimal alterations. Hospitality, commercial, retail and residential spaces also will benefit from upgraded and modern interiors with ALTERRA profile system.

Hygiene and convenience forms an integral part of the "new normal" world. ALTERRA systems are aligned to integrate with Touch Free Access Solutions for interior uses.

ALTERRA brings to you a fully glazed partition system with a double-glazed door. They are most suited for applications that require flexibility in design and enhanced acoustics.

ALTERRA systems is your one stop solution for customized interiors with end-to-end design support, complete bouquet of all types of dormakaba hardware and quick turnaround.

ALTERRA

Demountable Partition Systems

- A** Alters your space from good to great
- L** Luxurious surface finishes
- T** Transparency enhanced
- E** Ease of installation
- R** Reusable, Retrofit and Recyclable
- R** Reduces noise and enhances acoustics
- A** Aesthetics





Why ALTERRA Demountable Partition Systems?

- Enhanced acoustics
- Invisible seals
- Better aesthetics with concealed hardware
- Industry first, stability gripper clamps
- Soft closing sliding doors (optional)
- Quicker installation turnaround
- Design Flexibility
- Reuse and recycle

Applications

- Office cabins
- Co-working spaces
- Home office
- Conference & Meeting rooms
- Lobby solutions
- Stairwell solutions
- Corridor wall / opening

Benefits at a glance

- Sleek profiles
- Transparency
- Day-lighting for LEED Credits
- Clean work environment
- Durability
- Stability
- Touch Free Access



ALTERRA



Enhanced
Acoustics



Structurally
Stable



Easy Installation



Easy to Retrofit



Modularity



Faster Handover



Sustainability

Enhanced acoustics

dormakaba's Demountable Partition Systems feature a proven multi-point sealing design. In addition to being concealed, the seals also ensure exceptional acoustic insulation, enabling privacy.

Acoustic Advantage

- Multipoint / floor sealing
- Recess locking for sliding door
- Drop down seal (for both Swing & Sliding doors)
- Air Gap (for DGU system)
- SG : Max 32 dB
- DG : Max 50 dB




Elegantly designed concealed seals



dormakaba's Demountable Partition Systems excel at both form and function. This aesthetically designed product from dormakaba has no visible seals. The concealed seals ensure the dual purpose of providing stability for the glass and better acoustic experience.

Floating profile concept




Quality that fosters safety and stability


Every component in the system is thoughtfully designed to offer utmost safety and stability throughout its lifespan. ALTERRA partitions are made to measure, manufactured to the highest precision and are fully tested. The systems are built for safe use and highly durable.

Stability

- Gripper clamp



Integration with NextGen hardware



Modernisation forms the base of every aspect of the operation of dormakaba's ALTERRA Demountable Partitions. The innovative trendy hardware stays invisible in the background, while ensuring reliable control over the closure of the partitions & also ensures the hygiene and touch free access requirements of modern interior spaces.




Pinch free pivot door profiles

Swing doors when functional must be safe and secure during use. ALTERRA anti-pinch profiles are designed uniquely for framed glass doors safe to use, functional and attractive. The minimal gap between door and frame prevents the risk of trapped fingers on the hinge side. Mostly popular in Clinics, Schools, Hotel guest rooms, Private residences and Home offices, ALTERRA promotes safety among the users of all age groups.



Integration with smart & secure access control



The modular nature of dormakaba's Demountable Partition systems provides you with the flexibility to upgrade and expand the capabilities of the system anytime. It seamlessly integrates with dormakaba electronic locks, digital cylinders and BLE technology and thereby enables smart & secure access control solutions within any building and gives you the power to provide/restrict access to select individuals.



Touch free access solutions

ALTERRA demountable partitions are compatible with the latest dormakaba Touch free access solutions, which ensures high levels of safety to the user and avoids physical contact with the surfaces.

Wave Switch



Effortless sliding system with soft closing




Demountable Partition Systems from dormakaba are extremely refined in every aspect. The light-weight and compact sliders concealed within the profiles and integrated with a soft close mechanism enhances every sliding operation and offers the user utmost convenience and delivers a unique user-friendly experience, every time the door is functional.



A perfect synergy with brooklyn patterns

The ALTERRA Demountable Partition Systems are flexible and each of the profiles complement each other. The stick on profiles enables the formation of trendy brooklyn designs which provide a smooth, seamless and stylish look across the system, while remaining scalable and flexible.




Efficient space management



Efficient use of space is the key to accommodate different groups with different purposes in the available space. It requires room concepts that can be quickly and flexibly adapted to changing demands. Partition systems made with laminated/toughened glass elements create quiet, bright spaces that isolate the groups spatially as well as acoustically, so that they can focus on their work better.

- Minimal profile interface
- No visible seals
- No visible clip lines
- Adjustable cover



Sleek profiles

Modern solutions demand contemporary aesthetics. The sleek and minimalistic profile design offered by dormakaba enhances the aesthetics of the space and complements the clean look and smooth operation of the partition system.



Better aesthetics with enhanced transparency



Transparency in working and learning spaces is a hidden design element, which propels the notion of openness and success. ALTERRA with its enhanced transparency design offers interior spaces more scope of social and psychological openness. NextGen functional hardware integrated within the system enables better aesthetics and performance.

Thoughtful hardware

- Concealed self-closing hinge for frame door
- Self-closing hinge for glass door

Glass thickness	10 / 12mm
Glass width	800 - 1200mm
Glass weight	Max. 120Kg

Endless design possibilities

The key to the usability and good user experience of a partition system lies in its ability to accommodate everyone's need. dormakaba offers a comprehensive portfolio to suit any contemporary interior design. The ALTERRA Demountable Partition Systems are modular in nature and come with a wide variety of accessories and designs. They can be customised to suit any kind of requirement.



Versatile & flexible system with endless possibilities




The highly flexible Demountable Partition Systems utilise the available space efficiently to create, modify and remove spaces ideal for various purposes quickly, flexibly and efficiently. They help transform your space for any specific application, from conference and breakout areas, offices and meeting rooms to spaces for exhibition; the possibilities are endless.



Pocket doors


Maximize your space with ALTERRA pocket door profiles. Enables convenient sliding of door panels in between two fixed glass panels / solid wall, creating a virtually invisible door in the pocket. The sleek stile design integrated with a recessed locking profile feature, helps to blend in with the aesthetics of your space & improves the acoustics. Pocket doors allow to create more private space with a perception of larger openings, with high design flexibility - a designer's delight to enhance transparency.



Barrier free access



dormakaba's ALTEERRA partitions not just blend with mechanical hardware they are also a perfect example for synergy with modern dormakaba automatic swing & sliding door operators, which ensures barrier free access within the building.



Perfect choice of luxurious surface finishes

Uniformity is the cornerstone of good aesthetics. ALTERRA Demountable Partition Systems are available in trending surface finishes that suit your space. This provides a perfect integration of the partition system with the aesthetics of your space as per latest trends.

Surface Finishes


Black



EV1



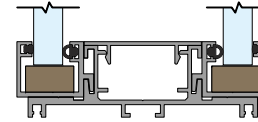
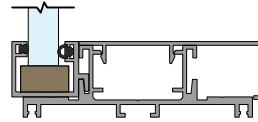
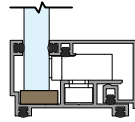
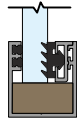
Anthracite Grey



Note: Other shades on request



Technical data sheet



System Features	ALT 27	ALT 50	ALT 100 SG	ALT 100 DG
Glazing Type	Single	Single	Single	Double
Max. System height	3000mm	3000mm	3000mm	3000mm
Max. Door height with over panel	-	2700mm	2700mm	2700mm
Fixed partition glass thickness in mm	10 to 12	10 to 13.52	10 to 13.52	10 to 13.52
Frameless glass / Stile / Timber door	Swing	Swing / Sliding	Swing / Sliding	Swing / Sliding
Max. Timber door thickness	-	35/40mm	35/40mm	35/40mm
Max. Stile door width	-	35mm	35mm	35mm
Acoustic performance max.	30dB	32dB	32dB	50dB
Door Integration	-	2700mm	2700mm	2700mm
Frameless Swing door full height / OHP	● / -	●	●	●
Stile swing door full height / OHP	-	●	●	●
Timber swing door full height / OHP	-	●	●	●
Double door	-	●	●	●
Double cabin door	-	●	●	●
Sliding system – Surface Fixing	-	●	●	●
Sliding system – Inline Fixing	-	●	●	●
Pocket Sliding door	-	-	-	●
Flush door	-	●	●	●
Options	-	●	●	●
Surface mounted - door closer	○	○	○	○
Concealed self closing hinges	-	○	○	○
Self closing hinges (frameless door)	○	○	○	○
Cable Routing / Electrical sockets	○	○	○	○
Panic bar	○	○	○	○
Flush hinge	-	○	○	○
Drop down seal	○	○	○	○

Description

- Partitioning system, offering unlimited design possibilities with minimalistic profiles.
- Profiles ranging from 27, 50 & 100 SG/DG
- Easy to remove & refix, thereby enhancing the installation offers high acoustical privacy

Seamless Integration

- Mechanical hardware
- Electronic hardware
- Automatic sliding systems
- Venetian Blinds (manual / remote controlled)

Dimensional Details

- Width: Door – min 800mm to max 1200mm
- Fixed Partition:
Glass thickness: 10, 12 & 13.52mm (LSG)
Per panel – max 3 mtr (H) x 1.2 mtr (W)

Finishes

- EV1 - Aluminium Anodised
- Black
- Customised shades upon request

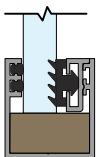
Acoustic Ratings

- Profile partitions offers acoustic ratings from 30dB upto 50dB depending – adjust space on the profile system

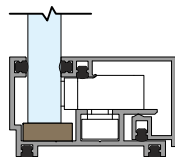
Hardware & Accessories

- Concealed hydraulic hardware
- Surface mounted / Concealed door closers
- Locks
- Hinges

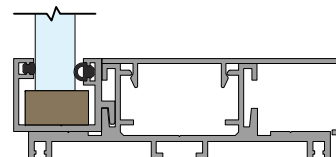
Configurations



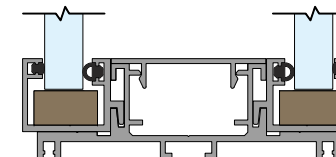
- 27mm x 30mm
- Slim frame
- Acoustic max. 30dB



- 50mm x 30mm
- Compact frame
- Acoustic max. 32dB



- 100mm x 30mm
- 100mm x 34mm
- SG Maxi frame
- Acoustic max. 32dB



- 100mm x 30mm
- 100mm x 34mm
- DG Maxi frame
- Acoustic max. 50dB

System Features

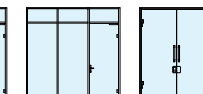
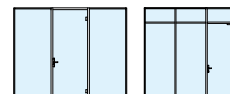
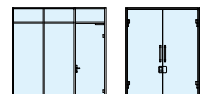
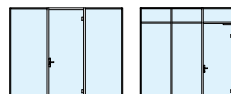
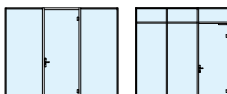
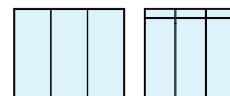
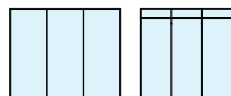
ALT 27

ALT 50

ALT 100 SG

ALT 100 DG

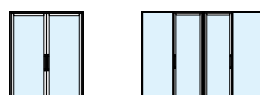
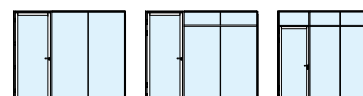
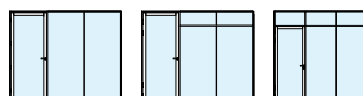
Frameless



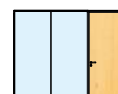
Flush



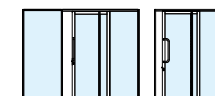
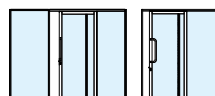
Stile



Timber



Sliding



Specifications

ALT 27

ALTERRA ALT 27 demountable partition system with minimal frame and room dividing solutions suitable for interior spaces, cabins, conference rooms and other interior glass partition applications. ALT 27 wall profiles shall be supplied in profile sizes of 27x30mm single glazing. Door rebate frames 50x53 mm common door profile for both swing and sliding door profile sizes 70x35mm are available, with self-closing hinges for frameless and framed single action door up to 100 kg and manual sliding door elements up to 80 kg weight capacity suitable for installation to wall, floor and ceiling.

The ALT27 profiles shall be suitable for fixed partition glass thickness of 10/12mm and glass door thickness 10/12 and stile/timber thickness 35mm. The Profiles will be supplied in EV1/Black anodized finish with all the necessary clips, connectors, seals, dormakaba hardware and accessories as per the client design requirement.

ALT 50

ALTERRA ALT 50 demountable partition system with minimal frame and room dividing solutions suitable for interior spaces, cabins, conference rooms and other interior glass partition applications. ALT50 wall profiles shall be supplied in profile sizes of 50x30mm single glazing. Door rebate frames 50x53 mm common door profile for both swing and sliding door profile sizes 70x35mm are available, with self-closing hinges for frameless and framed single action door up to 100 kg and manual sliding door elements up to 80 kg weight capacity suitable for installation to wall, floor and ceiling.

The ALT50 profiles shall be suitable for fixed partition glass thickness of 10/12/13.52mm and glass door thickness 10, 12 and stile/timber thickness 35mm. The Profiles will be supplied in EV1/Black anodized finish with all the necessary clips, gripper clamp, connectors, seals, dormakaba hardware and accessories as per the client design requirement.

ALT 100 SG

ALTERRA ALT 100 SG demountable partition system with minimal frame and room dividing solutions suitable for interior spaces, cabins, conference rooms and other interior glass partition applications. ALT100 SG wall profiles shall be supplied in profile sizes of 100x30mm single glazing. Door rebate frames 100x30mm mm common door profile for both swing and sliding door profile sizes 70x35mm are available, with self-closing hinges for frameless and framed single action door up to 100 kg and manual sliding door elements up to 80 kg weight capacity suitable for Wall & Ceiling installation.

The ALT100 SG profiles shall be suitable for fixed partition glass thickness of 10/12/13.52mm and glass door thickness 10, 12 and stile/timber thickness 35mm. The Profiles will be supplied in EV1/Black anodized finish with all the necessary clips, gripper clamp, connectors, seals, dormakaba hardware and accessories as per the client design requirement.

ALT 100 DG

ALTERRA ALT 100 DG demountable partition system with minimal frame and room dividing solutions suitable for interior spaces, cabins, conference rooms and other interior glass partition applications. ALT100 DG wall profiles shall be supplied in profile sizes of 100x30mm single glazing. Door rebate frames 100x30mm mm common door profile for both swing and sliding door profile sizes 70x35mm are available, with self-closing hinges for frameless and framed single action door up to 100 kg and manual sliding door elements up to 80 kg weight capacity suitable for Wall & Ceiling installation.

The ALT100 DG profiles shall be suitable for fixed partition glass thickness of 10/12/13.52mm and glass door thickness 10,12 and stile/timber thickness 35mm. The Profiles will be supplied in EV1/Black anodized finish with all the necessary clips, gripper clamp, connectors, seals, dormakaba hardware and accessories as per the client design requirement.

General Note:

ALTERRA system consists of intermediate slim junction profiles for Glass to Glass vertical joints, 90 Degree L Junction and T Junction profiles suitably to be used as per room configuration designs. Additional Overhead panel profile, sliding door Inline track, recess profile, pocket door recess profile, Pinch free profile for pivot door, solid wall interface profile, carpet to tile transition profile, Brooklyn stick on profiles, Wide Junctions (T, 180, 90 degree) to be suitably used for the assemblies as per room design.

The system shall offer exclusive benefits such as concealed sealing, concealed electrical cable routing, carpet edge covering, adjustable cover and concealed door hardware mounting. The system shall adhere to structural stability performance tested as per BS 5234-2: 1992 & EN 1991-1-1:2002 with gripper clamp and shall offer enhanced acoustic ratings as per DIN EN ISO 10140-2 ASTM-E 90 standards and the product shall be environmentally friendly with necessary EPD certifications as per ISO 14025 and EN 15804, for customers who are aware and considerate of environmental protection and sustainable construction.

Certifications

**BS 5234-2: 1992 &
EN 1991-1-1:2002**

Stability Test



**DIN ENISO 10140-2
ASTME-E 90**

Acoustic Test



**ISO 14025 and
EN 15804**

Sustainability



Flexible design



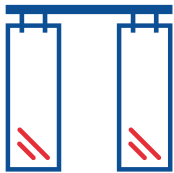
Dorma and Kaba joining forces

Products & Solutions


Access Solutions



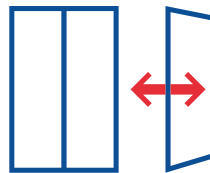
Door Hardware
- DHW



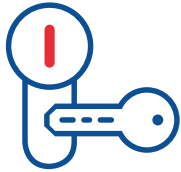
Interior Glass Systems
- IGS



Entrance Systems
- ENS



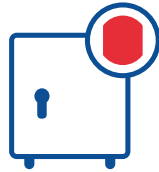
Movable Walls
- MW



Mechanical Key Systems
- MKS



Lodging Systems
- LGS



Safe Locks
- SAL



Electronic Access & Data
- EAD



Service
- SVC

Wall Solutions



www.dormakaba.com/alterra-in

dormakaba India Private Limited
Plot No. 48/3, Mahindra World City
8th Avenue, Anjur Village
Chengalpattu District
Tamil Nadu 603 002. INDIA
T +91 44 67 400 200
enquiry.india@dormakaba.com
www.dormakaba.com/in-en

SERVICE TOLL FREE
1800 121 6414